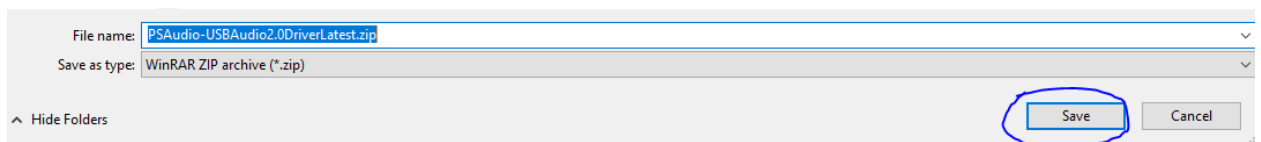


How to install the USB Driver for PS Audio USB 2.0 Devices

This guide is for installing the USB 2.0 driver in Windows 10, 8, 7.

1. Click this link to download the driver:

www.psaudio.com/wp-content/uploads/2014/02/PSAudio-USBAudio2.0DriverLatest.zip



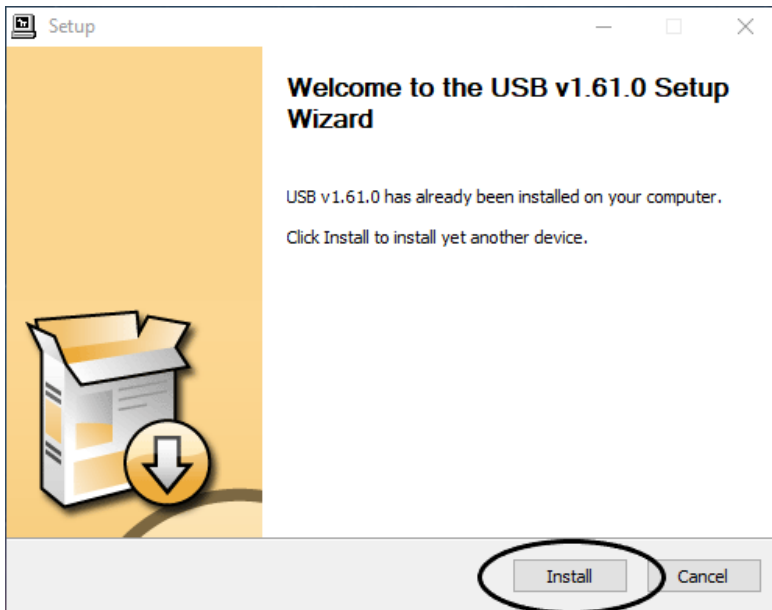
Click save.

2. Navigate to the folder you saved it to, and open it up.

You'll see many files – open up setup.exe

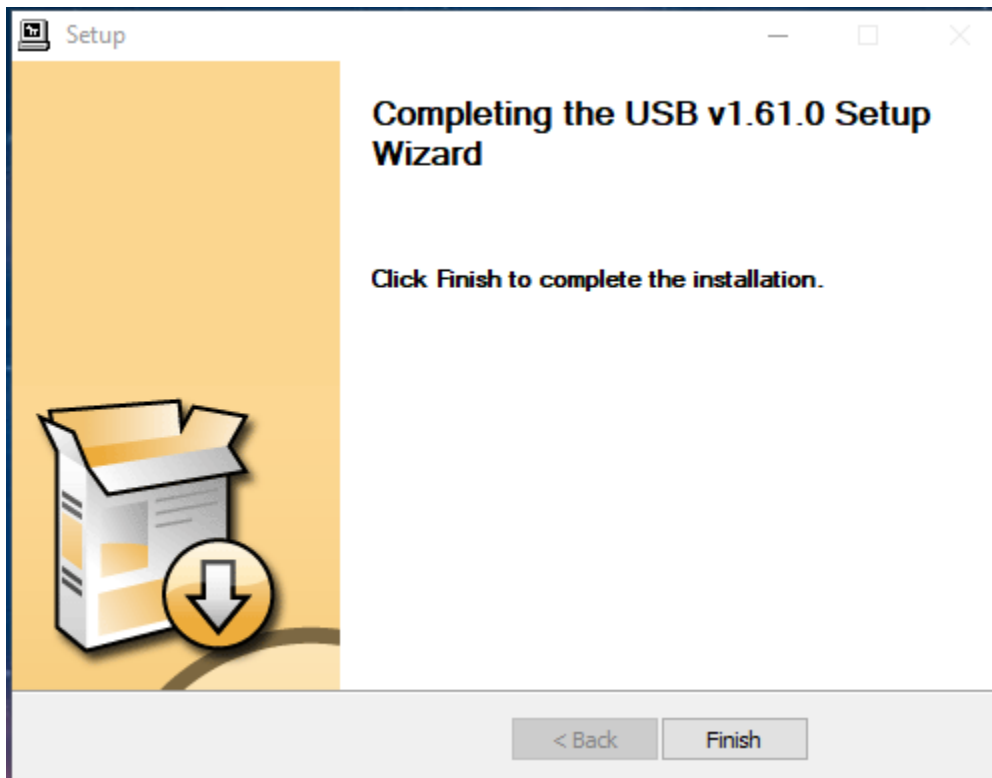
Name	Type	Compressed size	Password ...	Size	Ratio	Date modified
custom.ini	Configuration settings	1 KB	No	1 KB	29%	9/9/2013 9:16 AM
NPC_Front.ico	Icon	11 KB	No	11 KB	3%	9/5/2013 2:57 PM
PS_Logo.ico	Icon	9 KB	No	9 KB	0%	9/5/2013 2:57 PM
psaudio.cat	Security Catalog	6 KB	No	12 KB	51%	9/9/2013 9:16 AM
psaudio.cer	Security Certificate	2 KB	No	2 KB	16%	9/9/2013 9:17 AM
psaudio.ico	Icon	9 KB	No	9 KB	0%	9/5/2013 2:57 PM
psaudio.inf	Setup Information	3 KB	No	9 KB	76%	9/9/2013 9:16 AM
psaudio.sys	System file	86 KB	No	185 KB	54%	9/9/2013 9:16 AM
psaudio_x64.sys	System file	104 KB	No	241 KB	58%	9/9/2013 9:16 AM
psaudioasio.dll	Application extension	75 KB	No	164 KB	55%	9/9/2013 5:02 AM
psaudioasio_x64.dll	Application extension	91 KB	No	204 KB	56%	9/9/2013 5:02 AM
psaudioks.cat	Security Catalog	6 KB	No	12 KB	51%	9/9/2013 9:16 AM
psaudioks.inf	Setup Information	2 KB	No	9 KB	79%	9/9/2013 9:16 AM
psaudioks.sys	System file	21 KB	No	42 KB	51%	9/9/2013 9:16 AM
psaudioks_x64.sys	System file	24 KB	No	53 KB	55%	9/9/2013 9:16 AM
setup.exe	Application	1,057 KB	No	1,064 KB	1%	9/9/2013 9:17 AM
setup.ini	Configuration settings	1 KB	No	1 KB	57%	9/9/2013 9:16 AM
tusbaudioapi.dll	Application extension	74 KB	No	172 KB	58%	9/9/2013 5:02 AM

3. The following window will come up. Click "Install" Make sure your unit is connected and turned on.



- Make sure you're on "Digital" mode.

4. Click finish, your device will be ready to use.



5. Your computer will ask you if you want to restart – go ahead and do this.

Enjoy!

If you get an error – make sure your device is on and switched to USB or Digital mode. Otherwise, contact PS Audio Customer Support for further troubleshooting.